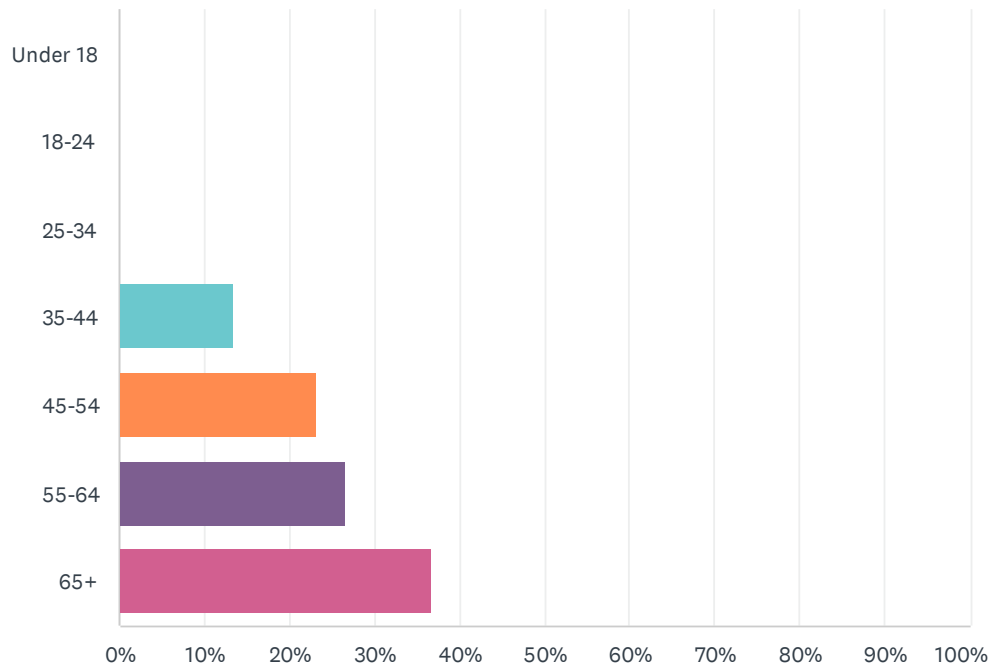


Q1 What age range are you in?

Answered: 60 Skipped: 1



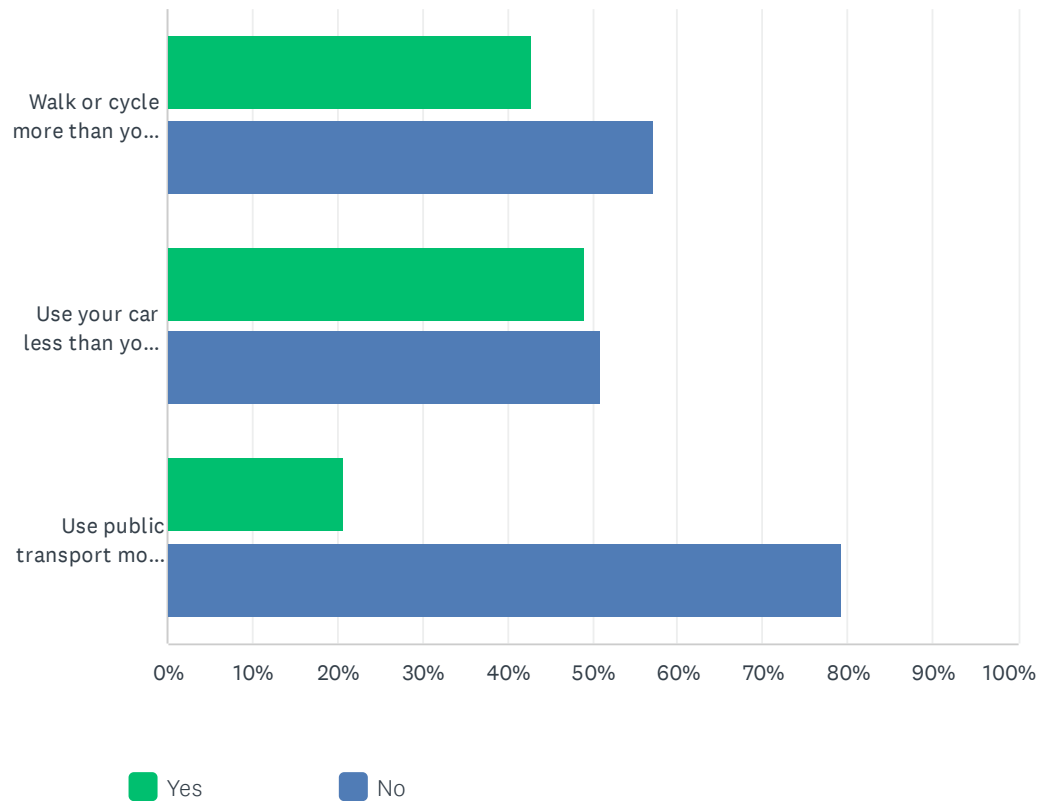
ANSWER CHOICES	RESPONSES	
Under 18	0.00%	0
18-24	0.00%	0
25-34	0.00%	0
35-44	13.33%	8
45-54	23.33%	14
55-64	26.67%	16
65+	36.67%	22
TOTAL		60

Q2 What is your Postcode? (Please note the responses to this question will remain confidential).

Answered: 60 Skipped: 1

Q3 Regarding active travel do you...?

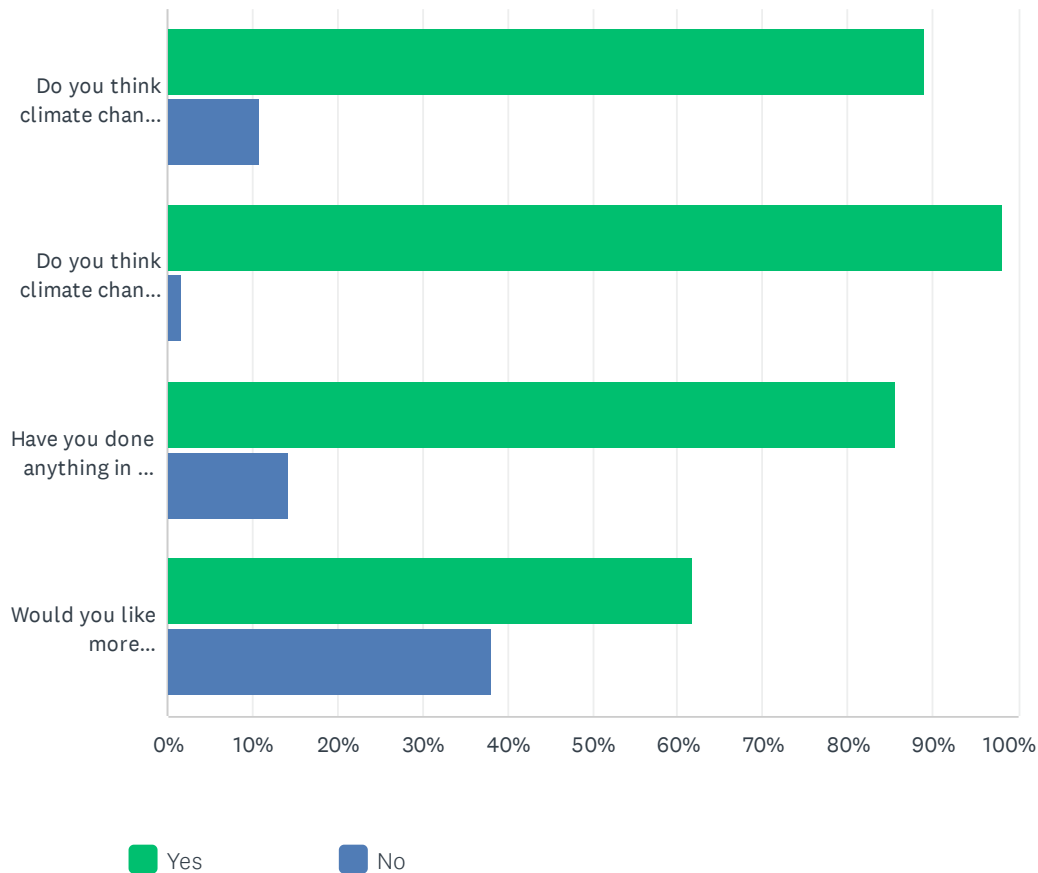
Answered: 57 Skipped: 4



	YES	NO	TOTAL	WEIGHTED AVERAGE
Walk or cycle more than you did a year ago?	42.86% 24	57.14% 32	56	1.57
Use your car less than you did a year ago?	49.09% 27	50.91% 28	55	1.51
Use public transport more than a year ago?	20.75% 11	79.25% 42	53	1.79

Q4 Regarding the future of the planet...

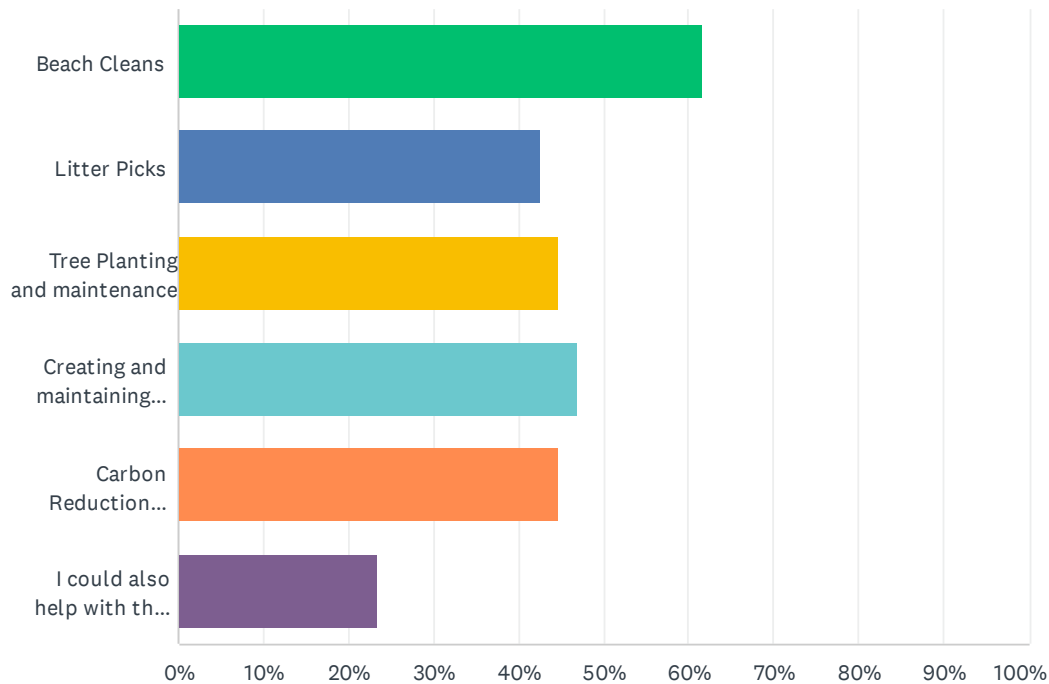
Answered: 56 Skipped: 5



	YES	NO	TOTAL	WEIGHTED AVERAGE
Do you think climate change will impact your life?	89.09% 49	10.91% 6	55	1.11
Do you think climate change will impact on the life of future generations?	98.21% 55	1.79% 1	56	1.02
Have you done anything in the last year to reduce your impact on the planet?	85.71% 48	14.29% 8	56	1.14
Would you like more information on how to change your lifestyle to secure the future of yourself and future generations?	61.82% 34	38.18% 21	55	1.38

Q5 Please tick all that apply, I would like to help with:

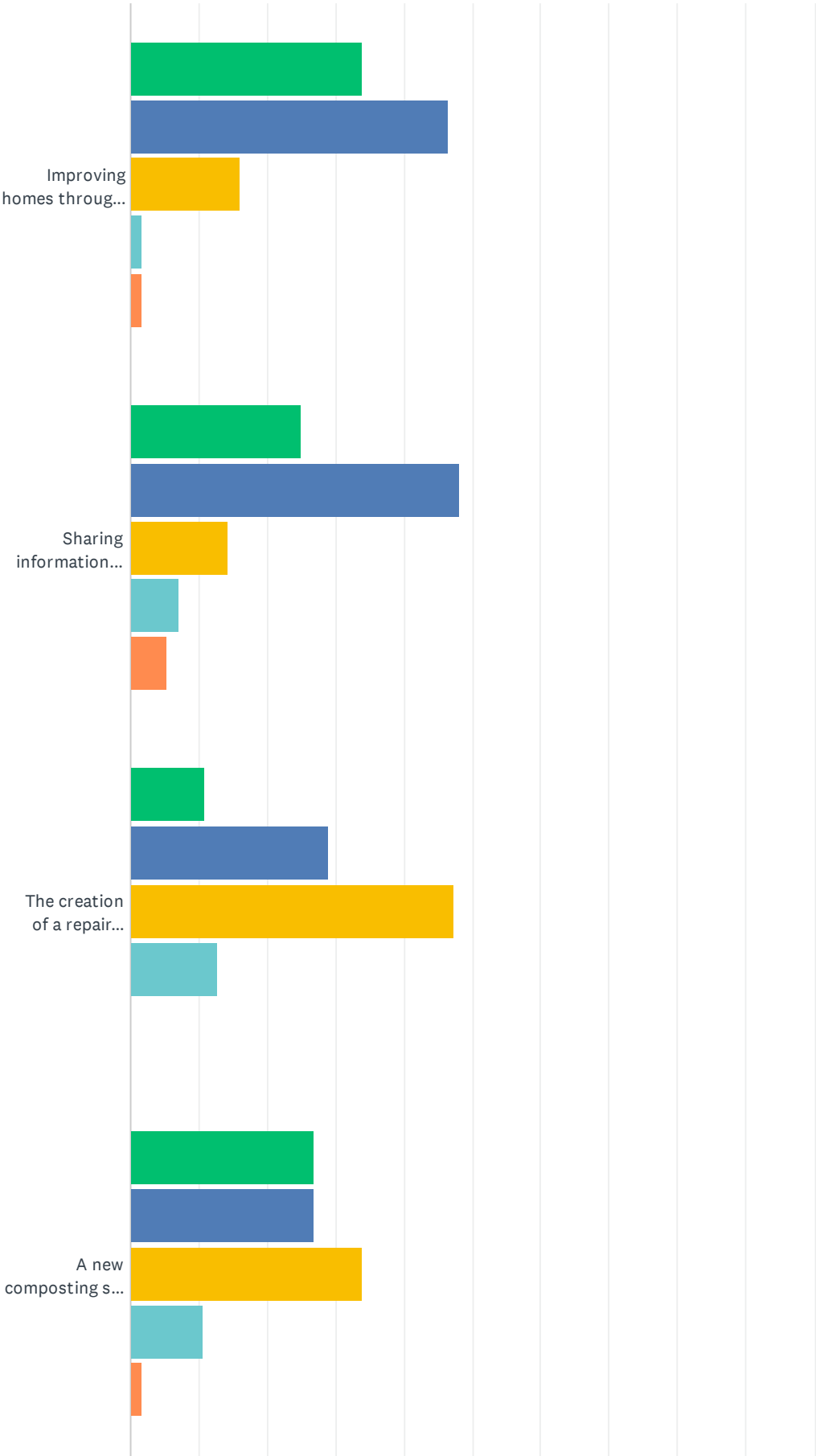
Answered: 47 Skipped: 14

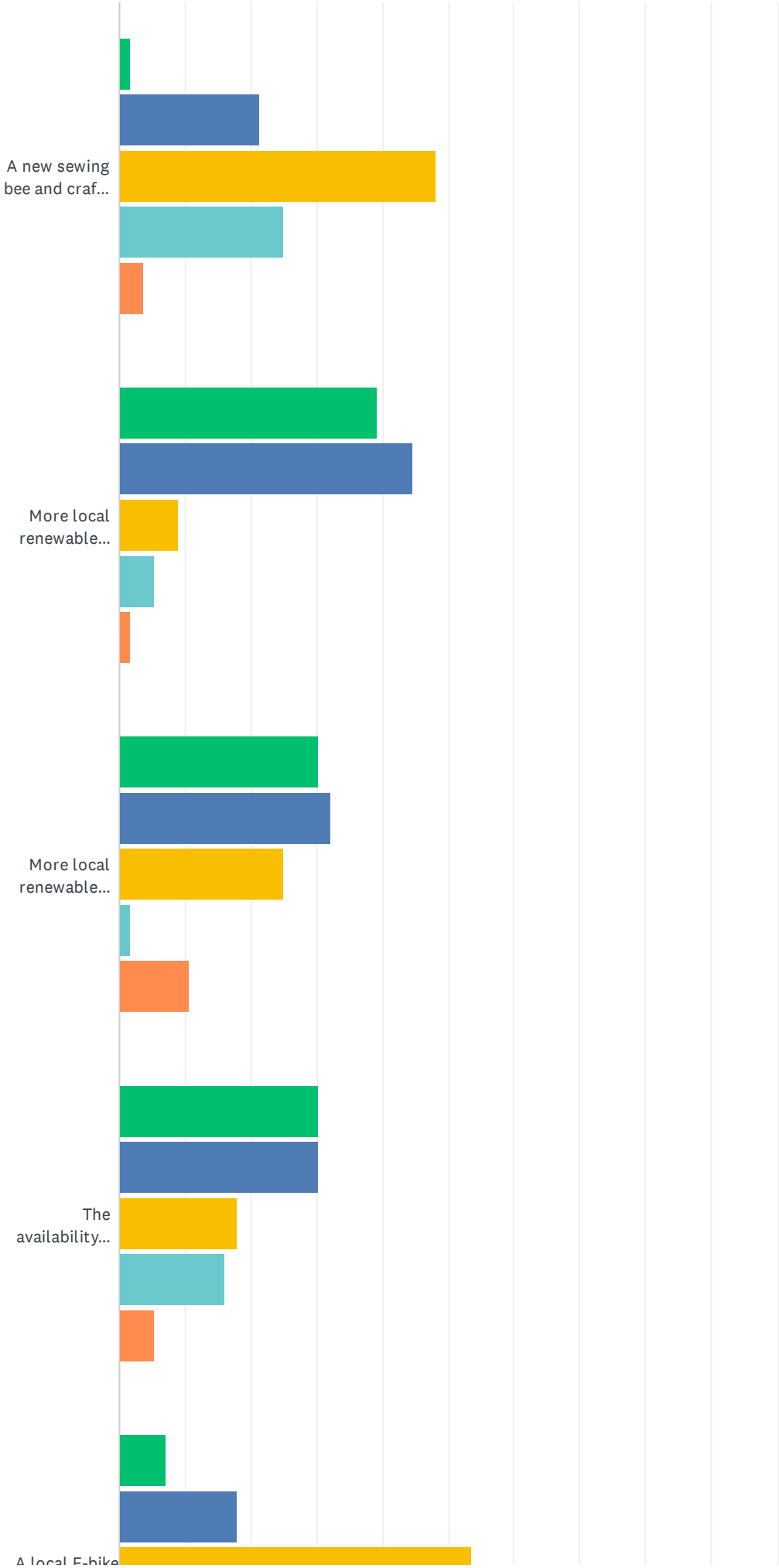


ANSWER CHOICES	RESPONSES	
Beach Cleans	61.70%	29
Litter Picks	42.55%	20
Tree Planting and maintenance	44.68%	21
Creating and maintaining wildflower areas	46.81%	22
Carbon Reduction Initiatives	44.68%	21
I could also help with the following:	23.40%	11
Total Respondents: 47		

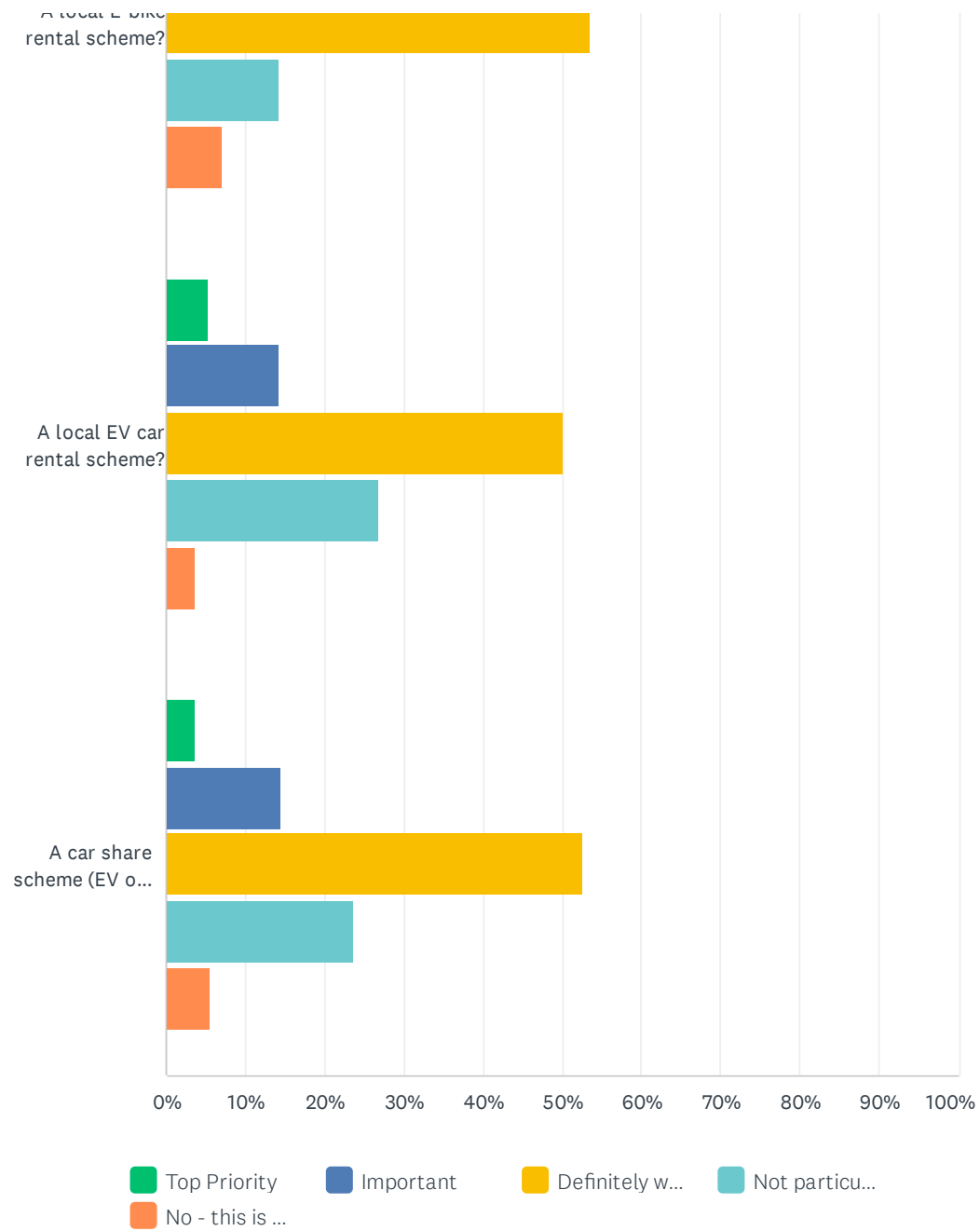
Q6 What do you think our priorities should be?

Answered: 56 Skipped: 5





SMASH - Multi Parish Survey

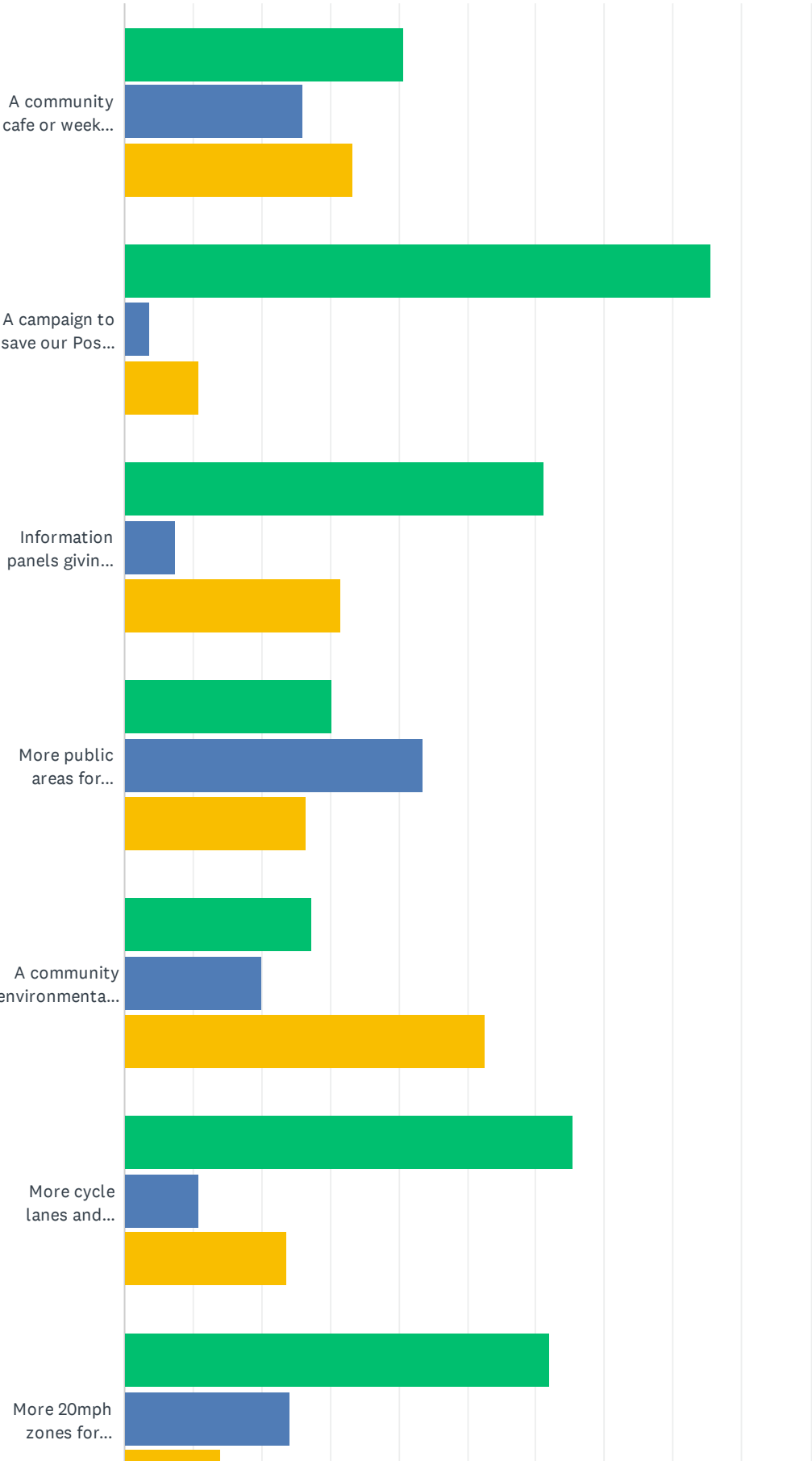


SMASH - Multi Parish Survey

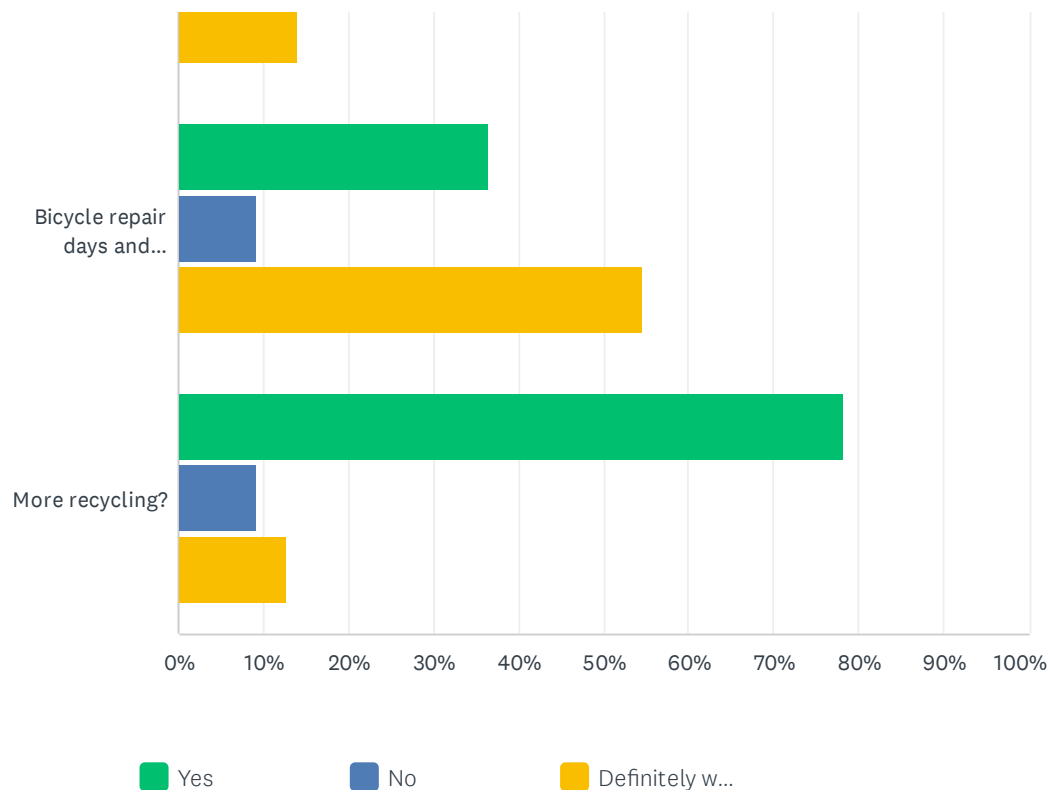
	TOP PRIORITY	IMPORTANT	DEFINITELY WORTH CONSIDERING	NOT PARTICULARLY IMPORTANT	NO - THIS IS NOT A GOOD IDEA AND/OR MAY HARM THE COMMUNITY	TOTAL	WEIGHTED AVERAGE
Improving homes through providing information re better insulations, reducing drafts, whole house retrofits?	33.93% 19	46.43% 26	16.07% 9	1.79% 1	1.79% 1	56	1.91
Sharing information about reducing our carbon footprints through our lifestyle choices?	25.00% 14	48.21% 27	14.29% 8	7.14% 4	5.36% 3	56	2.20
The creation of a repair shop type venture?	10.91% 6	29.09% 16	47.27% 26	12.73% 7	0.00% 0	55	2.62
A new composting site to give free compost to residents?	26.79% 15	26.79% 15	33.93% 19	10.71% 6	1.79% 1	56	2.34
A new sewing bee and craft group in the parish including teaching sessions?	1.79% 1	21.43% 12	48.21% 27	25.00% 14	3.57% 2	56	3.07
More local renewable energy via solar photovoltaic panels on public buildings?	39.29% 22	44.64% 25	8.93% 5	5.36% 3	1.79% 1	56	1.86
More local renewable energy via wind turbines?	30.36% 17	32.14% 18	25.00% 14	1.79% 1	10.71% 6	56	2.30
The availability of Electric Vehicle charging points?	30.36% 17	30.36% 17	17.86% 10	16.07% 9	5.36% 3	56	2.36
A local E-bike rental scheme?	7.14% 4	17.86% 10	53.57% 30	14.29% 8	7.14% 4	56	2.96
A local EV car rental scheme?	5.36% 3	14.29% 8	50.00% 28	26.79% 15	3.57% 2	56	3.09
A car share scheme (EV or fuel)?	3.64% 2	14.55% 8	52.73% 29	23.64% 13	5.45% 3	55	3.13

Q7 What else do you think would benefit our community?

Answered: 55 Skipped: 6



SMASH - Multi Parish Survey



	YES	NO	DEFINITELY WORTH CONSIDERING	TOTAL	WEIGHTED AVERAGE
A community cafe or weekly coffee mornings?	40.74% 22	25.93% 14	33.33% 18	54	1.93
A campaign to save our Post Office as a community asset?	85.45% 47	3.64% 2	10.91% 6	55	1.25
Information panels giving details of history/flora/fauna/cycle paths/walks in the parish?	61.11% 33	7.41% 4	31.48% 17	54	1.70
More public areas for recreation and relaxation?	30.19% 16	43.40% 23	26.42% 14	53	1.96
A community environmental newsletter?	27.27% 15	20.00% 11	52.73% 29	55	2.25
More cycle lanes and footpaths connecting villages?	65.45% 36	10.91% 6	23.64% 13	55	1.58
More 20mph zones for vehicular traffic?	62.00% 31	24.00% 12	14.00% 7	50	1.52
Bicycle repair days and workshops?	36.36% 20	9.09% 5	54.55% 30	55	2.18
More recycling?	78.18% 43	9.09% 5	12.73% 7	55	1.35

Q8 What any other thoughts or ideas would you like to share?

Answered: 25 Skipped: 36

Q9 If you would like to volunteer or find out more about our work please provide your name and email address or phone number. This information will be kept confidential.

Answered: 26 Skipped: 35

ANSWER CHOICES	RESPONSES	
Name:	100.00%	26
Email Address:	100.00%	26
Phone Number:	88.46%	23